



Swimming New Zealand



LIVE

2023 Apollo Projects NZ Age Group S...

Points

Swimmers

Files

Scoreboard







































- Session 1 Wed | 09:10 AM
- Session 2 Wed | 05:40 PM
- Session 3 Thu | 09:10 AM
- Session 4 Thu | 05:40 PM
- Session 5 Fri | 09:10 AM
- Session 6 Fri | 05:40 PM
- Session 7 Sat | 09:10 AM
- Session 8 Sat | 05:40 PM

































Session 1 Wednesday 09:10 AM		
1	09:10 AM	400m Freestyle Women He...
2	09:37 AM	100m Butterfly Men Heat
3	09:50 AM	100m Butterfly Women Heat
4	10:03 AM	100m Breaststroke Men H...
101	10:17 AM	100m Breaststroke Men M...
102	10:20 AM	100m Breaststroke Wome...
5	10:23 AM	200m Individual Medley W...
6	10:43 AM	50m Backstroke Men Heat
7	11:01 AM	50m Backstroke Women H...
8	11:11 AM	800m Freestyle Men Final









2 **100m Butterfly Men Heat** Official

Entries Heats

Total						
Rank	Competitor	Age	Club	RT	FINA	Result
1	Carlisle Caleb	17	Greendale S...	+0.69		56.08 Entry: 56.28 (-0.20)
	50m: 25.80		100m: 56.08 (30.28)			
2	Lutton Ollie	18	Aquagym S...	+0.68		56.79 Entry: 56.38 (+0.41)
	50m: 26.52		100m: 56.79 (30.27)			
3	Peck Ryan	17	Parnell Swim...	+0.69		57.20 Entry: 57.07 (+0.13)
	50m: 26.00		100m: 57.20 (31.20)			
4	Heberley Mi...	16	SwimZone R...	+0.60		57.58 Entry: 58.42 (-0.84) QB
	50m: 26.83		100m: 57.58 (30.75)			
5	Mouat Oliver	16	St Paul's Swi...	+0.63		57.71 Entry: 56.27 (+1.44)
	50m: 26.16		100m: 57.71 (31.55)			
6	Wrathall Hu...	18	Jasi Swim C...	+0.66		57.94 Entry: 57.44 (+0.50) QA
	50m: 26.59		100m: 57.94 (31.35)			
7	Wang Mason	15	United Swim...	+0.62		58.23 Entry: 58.29 (-0.06) QC
	50m: 27.38		100m: 58.23 (30.85)			
8	Zhu David	16	Porirua City ...	+0.66		58.56 Entry: 56.75 (+1.81)
	50m: 26.90		100m: 58.56 (31.66)			
9	Lu Ivan	17	North Shore ...	+0.63		58.76 Entry: 58.80 (-0.04) QA
	50m: 27.39		100m: 58.76 (31.37)			
10	Kenny Sam	17	Coast Swim...	+0.69		58.82 Entry: 57.94 (+0.88) QA
	50m: 27.47		100m: 58.82 (31.35)			
11	Li Johnson	18	United Swim...	+0.63		58.85 Entry: 57.32 (+1.53) QA
	50m: 27.55		100m: 58.85 (31.30)			
12	Seymour Wi...	16	Tasman Swi...	+0.69		59.15 Entry: 58.72 (+0.43) QB
	50m: 27.39		100m: 59.15 (31.76)			
13	Dunkley Alex	18	Roskill Swim...	+0.67		59.19 Entry: 59.47 (-0.28) QA
	50m: 27.61		100m: 59.19 (31.58)			
14	Kregting Da...	15	Roskill Swim...	+0.55		59.28

	50m: 27.67	100m: 59.28 (31.61)		
15	 Batchelor H...	18 United Swim... +0.69	59.37 Entry: 58.41 (+ 0.96)	QA
	50m: 27.97	100m: 59.37 (31.40)		
16	 Willis Alex	16  Ice Breaker ... +0.60	59.39 Entry: 59.35 (+ 0.04)	QB
	50m: 27.21	100m: 59.39 (32.18)		
17	 Verran Joel	17  Tasman Swi... +0.77	59.45 Entry: 1:00.47 (- 1.02)	QA
	50m: 27.88	100m: 59.45 (31.57)		
18	 Gilbert Daniel	18  Neptune Swi... +0.62	59.52 Entry: 59.39 (+ 0.13)	
	50m: 27.94	100m: 59.52 (31.58)		
19	 Wilson Eli	18  Aquagym S... +0.69	59.78 Entry: 59.90 (- 0.12)	
	50m: 27.69	100m: 59.78 (32.09)		
20	 Creda (V) C...	14 New Caledo... +0.71	1:00.05 Entry: 1:01.34 (- 1.29)	QD
	50m: 28.33	100m: 1:00.05 (31.72)		
21	 Hardie Orla...	14  Hamilton Aq... +0.64	1:00.60 Entry: 1:02.42 (- 1.82)	
	50m: 27.62	100m: 1:00.60 (32.98)		
22	 Jiang Chris	17 United Swim... +0.71	1:00.65 Entry: 59.44 (+ 1.21)	
	50m: 28.21	100m: 1:00.65 (32.44)		
23	 Muchirahon...	14 Swim Rotorua +0.71	1:00.77 Entry: 1:01.61 (- 0.84)	
	50m: 28.28	100m: 1:00.77 (32.49)		
24	 Alexander Z...	15 Pirates Swim... +0.71	1:01.03 Entry: 1:03.22 (- 2.19)	
	50m: 27.49	100m: 1:01.03 (33.54)		
25	 Love Jack	16  Blenheim S... +0.71	1:01.31 Entry: 1:01.44 (- 0.13)	
	50m: 28.48	100m: 1:01.31 (32.83)		
26	 Astley Jordan	17  Aquagym S... +0.78	1:01.68 Entry: 59.92 (+ 1.76)	
	50m: 28.72	100m: 1:01.68 (32.96)		
27	 Yuan Eric	15  Porirua City ... +0.61	1:01.83 Entry: 59.55 (+ 2.28)	QC
	50m: 28.81	100m: 1:01.83 (33.02)		
28	 Perceval Lu...	15  Central Haw... +0.71	1:02.11 Entry: 1:02.37 (- 0.26)	
	50m: 27.72	100m: 1:02.11 (34.39)		
29	 Karpov Savva	14  Onehunga S... +0.89	1:02.21 Entry: 1:01.90 (+ 0.31)	
	50m: 29.30	100m: 1:02.21 (32.91)		
30	 Nodanche (...)	14 New Caledo... +0.75	1:02.29 Entry: 1:00.77 (+ 1.52)	QD
	50m: 28.53	100m: 1:02.29 (33.76)		
31	 Close Jacks...	15  North Cante... +0.73	1:02.35 Entry: 1:03.65 (- 1.30)	
	50m: 29.20	100m: 1:02.35 (33.15)		
32	 Douillard (V...	14 New Caledo... +0.71	1:02.58 Entry: 1:02.30 (+ 0.28)	
	50m: 28.90	100m: 1:02.58 (33.68)		
33	 Inwood Ha...	15  Jasi Swim C... +0.78	1:02.63 Entry: 1:01.88 (+ 0.75)	
	50m: 28.53	100m: 1:02.63 (34.10)		
34	 Candish Bla...	14  Whanganui ... +0.68	1:02.73 Entry: 1:05.06 (- 2.33)	
	50m: 28.83	100m: 1:02.73 (33.90)		
35	 Salomonss...	14  Kiwi ASC +0.74	1:02.90 Entry: 1:02.09 (+ 0.81)	
	50m: 29.04	100m: 1:02.90 (33.86)		
36	 Park John	14 St Paul's Swi... +0.60	1:02.94 Entry: 1:05.53 (- 2.59)	
	50m: 29.35	100m: 1:02.94 (33.59)		
37	 Howat Kayne	14  SwimZone R... +0.59	1:02.99 Entry: 1:02.98 (+ 0.01)	

	50m: 28.97		100m: 1:02.99 (34.02)		
38	 Tebbutt Nat...	15	St Paul's Swi... +0.72	1:03.07 Entry: 1:02.58 (+ 0.49)	
	50m: 28.63		100m: 1:03.07 (34.44)		
39	 Nicholson B...	15	Howick Paku... +0.67	1:03.33 Entry: 1:04.60 (- 1.27)	
	50m: 29.40		100m: 1:03.33 (33.93)		
40	 Ramanui Te ...	14	Pukekohe S... +0.71	1:04.02 Entry: 1:03.02 (+ 1.00)	
	50m: 28.49		100m: 1:04.02 (35.53)		
41	 Gu Osbert	14	 Phoenix Aqu... +0.73	1:04.44 Entry: 1:04.18 (+ 0.26)	
	50m: 28.85		100m: 1:04.44 (35.59)		
42	 Boonen Cai...	14	St Paul's Swi... +0.64	1:04.45 Entry: 1:05.05 (- 0.60)	
	50m: 28.84		100m: 1:04.45 (35.61)		
43	 Wilson Joel	15	Hokonui Aqu... +0.74	1:04.63 Entry: 1:04.68 (- 0.05)	
	50m: 30.26		100m: 1:04.63 (34.37)		
44	 Beattie Flynn	14	Mt Maungan... +0.68	1:04.74 Entry: 1:06.55 (- 1.81)	
	50m: 29.55		100m: 1:04.74 (35.19)		
45	 Curling Liam	13	 Coast Swim... +0.63	1:04.90 Entry: 1:09.18 (- 4.28)	QE
	50m: 29.13		100m: 1:04.90 (35.77)		
46	 Feng Andrew	13	 North Shore ... +0.63	1:04.95 Entry: 1:05.74 (- 0.79)	QE
	50m: 30.52		100m: 1:04.95 (34.43)		
47	 Broadfoot D...	13	Pirates Swim... +0.75	1:05.07 Entry: 1:08.02 (- 2.95)	QE
	50m: 30.00		100m: 1:05.07 (35.07)		
48	 Zhang Yeen...	15	 Phoenix Aqu... +0.65	1:05.41 Entry: 1:03.66 (+ 1.75)	QC
	50m: 29.64		100m: 1:05.41 (35.77)		
49	 Webber Nat...	15	Tawa Swim... +0.73	1:05.61 Entry: 1:04.71 (+ 0.90)	
	50m: 30.40		100m: 1:05.61 (35.21)		
50	 Els Jason	14	 Coast Swim... +0.66	1:06.04 Entry: 1:07.20 (- 1.16)	
	50m: 30.52		100m: 1:06.04 (35.52)		
51	 Dickison Ja...	14	 Nga Tai Tuat... +0.71	1:06.15 Entry: 1:04.09 (+ 2.06)	
	50m: 29.95		100m: 1:06.15 (36.20)		
52	 Diener Corne	15	 St Peter's S... +0.66	1:06.29 Entry: 1:01.94 (+ 4.35)	
	50m: 29.48		100m: 1:06.29 (36.81)		
53	 Exon Josh	14	Wharenui Sw... +0.66	1:06.52 Entry: 1:06.74 (- 0.22)	
	50m: 29.93		100m: 1:06.52 (36.59)		
54	 Loh Daniel	14	Howick Paku... +0.68	1:06.53 Entry: 1:06.93 (- 0.40)	
	50m: 31.31		100m: 1:06.53 (35.22)		
55	 Oliver Lockie	14	Greymouth A... +0.71	1:06.59 Entry: 1:06.95 (- 0.36)	
	50m: 30.89		100m: 1:06.59 (35.70)		
56	 Ko Dave	14	 Phoenix Aqu... +0.73	1:06.75 Entry: 1:04.83 (+ 1.92)	
	50m: 30.62		100m: 1:06.75 (36.13)		
57	 Sandford Al...	13	 Coast Swim... +0.76	1:06.89 Entry: 1:10.60 (- 3.71)	QE
	50m: 30.29		100m: 1:06.89 (36.60)		
58	 Searle Bradl...	14	United Swim... +0.61	1:06.97 Entry: 1:06.90 (+ 0.07)	
	50m: 30.27		100m: 1:06.97 (36.70)		
59	 Bejarano Va...	14	Evolution Aq... +0.71	1:07.30 Entry: 1:06.73 (+ 0.57)	
	50m: 30.79		100m: 1:07.30 (36.51)		
60	 Riley William	14	St Paul's Swi... +0.69	1:07.59 Entry: 1:05.68 (+ 1.91)	

	50m: 29.93	100m: 1:07.59 (37.66)		
61	 Wong Eric	50m: 28.42	14  Ice Breaker ... +0.58	1:07.68 Entry: 1:06.04 (+ 1.64)
62	 Narayan Ari	50m: 31.80	13  Hamilton Aq... +0.68	1:08.11 Entry: 1:09.64 (- 1.53) QE
63	 Zhu Jack	50m: 31.42	14 United Swim... +0.67	1:08.23 Entry: 1:07.01 (+ 1.22)
64	 Segers Seb	50m: 31.03	13 United Swim... +0.77	1:08.29 Entry: 1:06.77 (+ 1.52) QE
0	 Van Biljon P...		14  Jasi Swim C... +0.50	DSQ